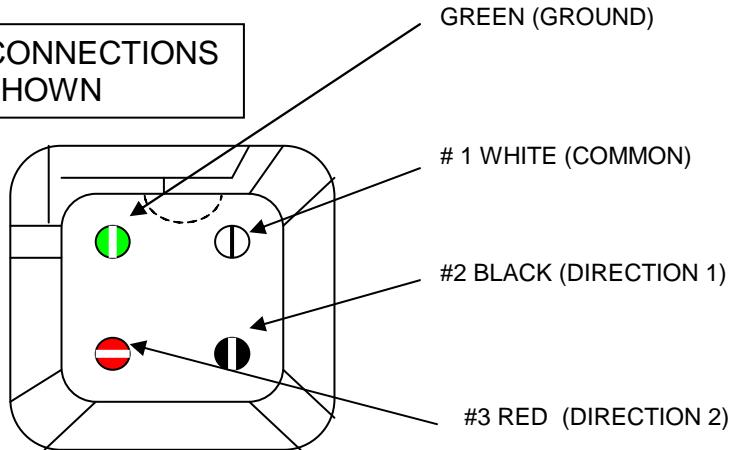
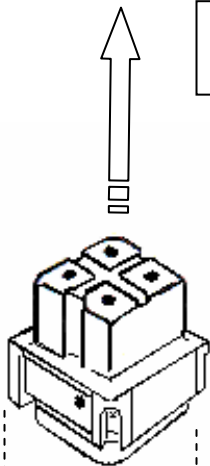


## 1103HD, & 1950HD MOTOR PLUG WIRING – 4 wire

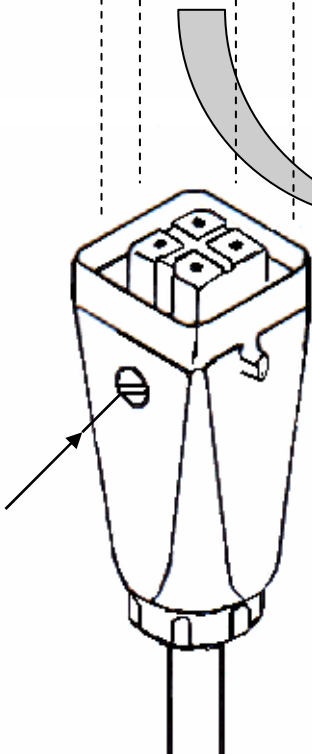
To 1103HD DRAPERY MOTOR  
or 1950HD VERTICAL TRACK MOTOR

4-WIRE CONNECTIONS  
SHOWN



BOTTOM OF PLUG SHOWN FOR WIRING PLACEMENT

Terminals are numbered on the bottom  
and on top of plug insert



**THE 4-WIRE PLUG CONFIGURATION  
MUST BE USED WHEN THE MOTOR  
SYSTEM WILL BE CONTROLLED AND  
OPERATED BY A 110 VOLT LINE WALL  
SWITCH CONTROL\* (LINE VOLTAGE CONTROL) OR  
BY A 110 VOLT RELAY CONTROL (SUCH AS BY LINE  
VOLTAGE CONTROL RELAYS)**

*\*SWITCH REQUIRES SPECIAL WIRING*

*(See: 1103HD... 110 VAC WALL SWITCH CONTROL WIRING)*

SEE: Hirschmann Plug Connector  
SEE: 1103HD, & 1950HD 110 VAC Wall Switch  
Motor Control Wiring Diagram  
SEE: 1103HD, & 1950HD Motor Plug Wiring – 3 wire

**TO: 110 VOLT A.C. SUPPLY  
110 Volt A.C. LINE WALL SWITCH\*  
R-1B RELAY BOX\*  
HIRSCHMANN PLUG\***  
\* (Supplied by Am-Source)

**For more information contact:**